

Idvynso[®]

Combination

Tablets

Patient Guide



Supervising Editor:

Junichi Masuda

Deputy Director, Department of Pharmacy,
National Center for Global Health and Medicine,
Japanese Institute for Health Security

Introduction

This booklet is designed for patients who are prescribed Idvynso® Combination Tablets. It provides information on how to take the medication, storage instructions, what to do if you miss a dose, potential side effects, and important precautions.

To ensure the best possible treatment, please consult your doctor, nurse, or pharmacist if you have any questions or concerns.

Supervising Editor: Junichi Masuda

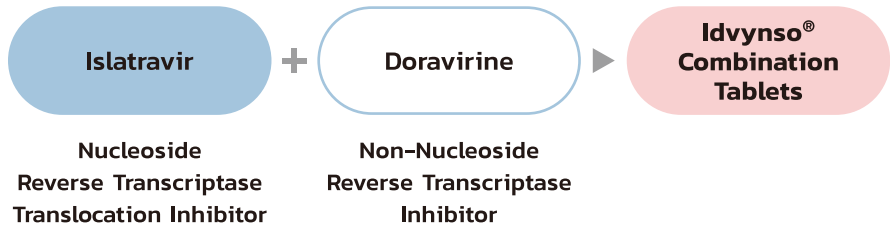
Deputy Director, Department of Pharmacy,
National Center for Global Health and Medicine,
Japanese Institute for Health Security

CONTENTS

Introduction	1
What are Idvynso® Combination Tablets?	2
How to Take This Medication	3
Handling the Tablets and Bottle	4
Important Points for Daily Adherence	5
Why Is Timing Important?	6
Drug and Food Interactions	7
Precautions for Use	9
About Side Effects	10

What are Idvynso[®] Combination Tablets?

Idvynso[®] is an anti-HIV medication containing two active ingredients



In recent years, HIV treatment has advanced significantly, with various medications developed to suppress viral replication.

By maintaining appropriate treatment, patients can now lead daily lives nearly identical to those who are not infected.

Standard treatment today typically involves combining 2 to 3 types of active ingredients.

Idvynso[®] is one such treatment —a once-daily, single-tablet anti-HIV medication containing Islatravir and Doravirine.

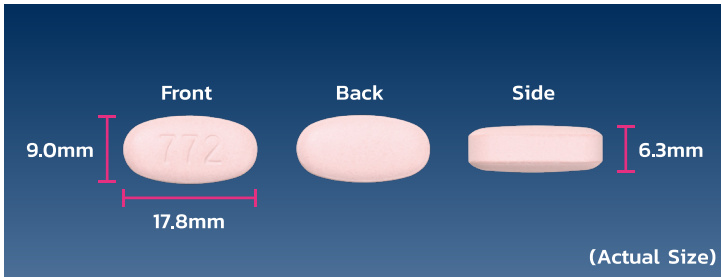


How to Take This Medication

Idvynso[®] Combination Tablets

- Take one tablet once daily.

Product Photos



- Can be taken with or without food.

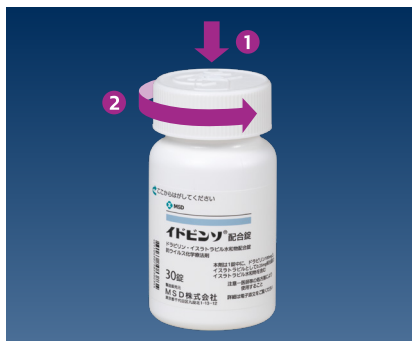


Handling the Tablets and Bottle

Each bottle contains 30 Idvynso[®] tablets (a 30-day supply).

How to Open the Cap

- 1 While pushing down on the cap,
- 2 Turn it counter-clockwise to open.



Desiccant

The bottle contains four desiccants.

Caution: Be careful not to accidentally consume the desiccants.



Storage Instructions

Store the tablets in their original bottle with the cap tightly closed at room temperature.

Keep the desiccants inside the bottle to protect the medication from humidity.

Important Points for Daily Adherence

1 Take your medicine at the same time every day

To avoid missing a dose, choose a time in your lifestyle when you are unlikely to forget and take it at that same time every day.

- Immediately after waking up
- Ex. ● 6:00 PM
- Before going to bed



Tips to prevent missing a dose:

- Medication apps
- Ex. ● Smartphone alarms
- Medication notebook (Okusuri Techo)

2 If you miss a dose

- If it is within 12 hours of your scheduled time: Take one dose (1 tablet) immediately and return to your usual schedule for the next dose.
- If it has been more than 12 hours since your scheduled time: Skip the missed dose and take the next dose (1 tablet) at the usual time. Do not take two doses at once.

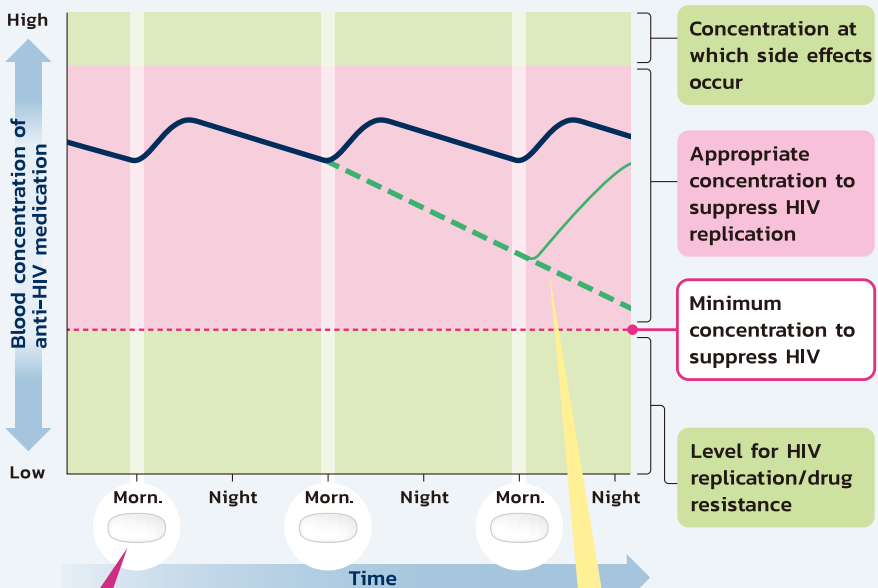
3 Do not stop or change your dose on your own

Never stop taking your medication or change the dosage because you feel better or are worried about side effects. Follow your doctor's instructions strictly.

Why Is Timing Important?

Taking anti-HIV medication at the same time every day maintains a blood concentration high enough to suppress viral growth.

Graph: Example of Blood Concentration Levels
(Once daily, taken in the morning)



Taking anti-HIV medication

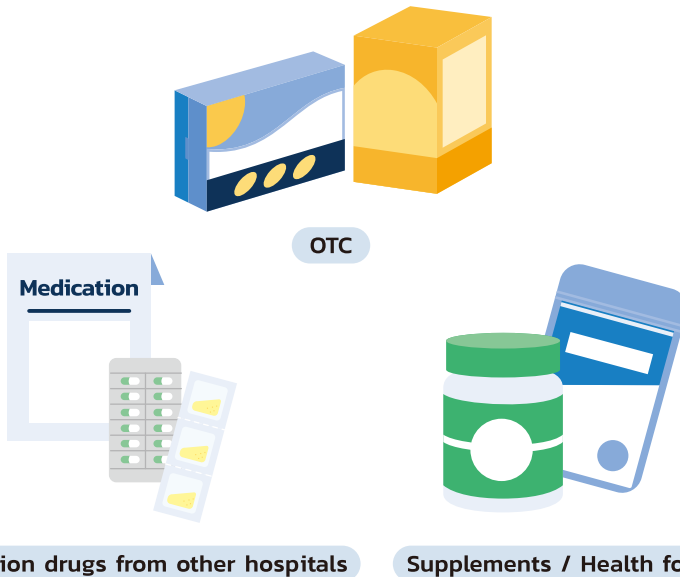
If you miss a dose, blood concentration drops

- Taking the prescribed dose at the fixed time (morning)
- - - Missing the dose on the 2nd morning and the 3rd morning
- Missing the dose on the 2nd morning but resuming on the 3rd morning

Drug and Food Interactions

Consult your doctor or pharmacist if you are taking or starting any other medications

- Drug interactions matter: Some combinations may lower the blood concentration of your anti-HIV medication, allowing the virus to multiply or become drug-resistant. Conversely, some combinations may raise the concentration, leading to side effects.
- Before visiting another clinic or purchasing over-the-counter (OTC) drugs, supplements, or health foods, consult your doctor or pharmacist.




Prescription drugs from other hospitals

Supplements / Health foods etc.

*Drug interaction refers to how taking multiple medications together can cause the effects of a certain drug to become stronger or conversely, weaker.

Do NOT take with the following:

- Anticonvulsants
(carbamazepine, phenobarbital, phenytoin, fosphenytoin)
- Prostate cancer treatments (enzalutamide, apalutamide)
- Antimycobacterials (rifampicin)
- Adrenal cancer / Corticosteroid synthesis inhibitors (mitotane)
- Other anti-HIV drugs (lamivudine, emtricitabine)
- Foods containing St. John's Wort



Use your medication notebook to have your healthcare provider check all current medications.

Precautions for Use

Consult your doctor or pharmacist if you fall into any of the following categories:

- 1 Severe renal (kidney) impairment
- 2 Severe hepatic (liver) impairment
- 3 Pregnant or possibly pregnant
- 4 Breastfeeding
- 5 Pediatric patient (child)



About Side Effects

Please watch for the following symptoms:

During treatment, you may experience headaches, dizziness, diarrhea, abdominal bloating, or fatigue (tiredness). If you notice any changes in your physical condition, contact your doctor, nurse, or pharmacist immediately.



If you have concerns, talk to your medical team:

In addition to physical symptoms, if you have any questions or worries about how to take your medication, do not make your own decisions—consult your healthcare provider right away.





Hospital Name: